



Huntington 3 Series


# HTGDU-3W

ROTATIONAL ARM - DIRECT | INDIRECT

Brilliant by Design<sup>TM</sup>, minimalistic aesthetic combined with our innovative Microstructure EdgeTech Optics (MEO)<sup>TM</sup> will bring your vision to light. The innovative MEO<sup>TM</sup> design utilizes high efficiency Microstructure Lenses and Light Guide Plates for high optical extraction and precise light management.

## FEATURES

- Innovative Microstructure EdgeTech Optics<sup>TM</sup> delivers unparalleled optic control and exceptional performance with seamless illumination and uniformity. Specify Batwing, Glare Control or Diffused (Lambertian).
- Arm mount with full 361° locking rotational arm hubs.
- MEO<sup>TM</sup> allows for minimalistic 3" Aperture fixtures.
- Individually controlled Direct and Indirect MEO<sup>TM</sup> optics and lumen outputs.
- Innovative Toolless "Push to Eject" system allows for easy installation and serviceability.
- Integral Driver and Remote Driver options.
- Beautifully machined end caps, hubs and matching arm hardware.
- Specified Lumen Outputs (SLO) available
- Proudly crafted in Huntington Beach, CA - USA.



ROTATIONAL ARM - DIRECT | INDIRECT

## Performance Overview

4' Huntington 3 Direct   Indirect - 3500K 90CRI MEODF				
Lumen Output	LL (Low)	ML (Medium)	HL (High)	SLO* (Specified)
Direct Delivered Lumens	896	2208	4352	896-6852
Indirect Delivered Lumens	896	2208	4352	896-6852
Consumed Wattage	15	36	76	14.72 - 131.2
Efficacy (lm/W)	122	121	115	105-122
SDCM	3	3	3	3
*Specified Lumen Output (SLO) available in customizable lumen configurations (896 lm - 6852 lm). See SLO Configurator <a href="#">HERE</a>				



EXTANT ARCHITECTURAL LIGHTING<sup>TM</sup>

15161 Triton Lane, Huntington Beach, CA 92649 | 714-362-8099 | ExtantLighting.com

\* Due to our culture of always striving for product enhancement, specifications and information within this document are subject to change without notice. 2020 Extant Lighting, Inc. All rights reserved.

## ORDERING INFORMATION

EXAMPLE: HTGDU-3W-TD-48"-DLL-MEODF-ULL-MEODF-27-VU-DN-SA-EMC4-WR-L3-NC

Project: \_\_\_\_\_

Date: \_\_\_\_\_ Type: \_\_\_\_\_

Product Family	Driver Location	Length	Direct Lumen Output	Direct Optics	Indirect Lumen Output
<b>HTGDU-3W</b>					
<b>HTGDU-3W</b> Direct and Indirect 3" Aperture (Wall Mount)	<b>TD</b> Integral Driver <b>RD</b> Remote Driver	— * Specify length  *Minimum Integral Driver length is 2'. Minimum Remote Driver can be shorter, consult factory. *Custom length fixtures can be ordered in 3" increments.	<b>DLL</b> Low (224 l/ft @ 1.84 W)* <b>DML</b> Medium (552 l/ft @ 4.55 W)* <b>DHL</b> High (1088 l/ft @ 9.46 W)* <b>SLO-XX</b> Specified Lumen Output available.**  *Delivered lumen output & consumed wattage based on "MEODF-35" (90 CRI - 3500K). See SLO Configurator for alternate outputs. **See SLO Configurator at ExtantLighting.com for appropriate "XX" output.	<b>MEQ</b> <b>MEODF</b> Diffusing <b>MEOBW</b> Batwing <b>MEOGC</b> Glare Control	<b>ULL</b> Low (224 l/ft @ 1.84 W)* <b>UML</b> Medium (552 l/ft @ 4.55 W)* <b>UHL</b> High (1088 l/ft @ 9.46 W)* <b>SLO-XX</b> Specified Lumen Output available.**  *Delivered lumen output & consumed wattage based on "MEODF-35" (90 CRI - 3500K). See SLO Configurator for alternate outputs. **See SLO Configurator at ExtantLighting.com for appropriate "xx" output.

Indirect Optics	Color Temp	Voltage	Driver	Finish	Options
<b>MEQ</b> <b>MEODF</b> Diffusing <b>MEOBW</b> Batwing <b>MEOGC</b> Glare Control	<b>27</b> 2700K <b>30</b> 3000K <b>35</b> 3500K <b>40</b> 4000K <b>50</b> 5000K <b>TW</b> 2700K-6500K (85+ CRI) <b>XX</b> Optional Color Temp & CRI Available	<b>VU</b> 120V-277V <b>V3</b> 347V	<b>D*</b> 1% 0-10V <b>DN</b> NON DIM <b>DELV</b> 1% Electronic Low Voltage Dimming (Reverse Phase dimming) <b>DTRIAC</b> 1% Electronic Low Voltage Dimming (Forward Phase dimming) <b>DL1</b> Lutron Hi-Lume 1% EcoSystem <b>DE</b> 1% 0-10V <b>DD1</b> 1% DALI <b>DDE</b> .1% DALI <b>DMX</b> .1% DMX/RDM <b>DTW</b> .1% 0-10V Tunable White <b>DDTW</b> .1% DALI Tunable White <b>XX</b> Other (Please Specify)  *Dim to Off available. Please Specify "-OFF" next to driver option if required.	<b>SA*</b> Silver Anodized <b>WP*</b> Matte White <b>BP*</b> Matte Black <b>CC**</b> Custom <b>SAMF</b> SA Housing/Machine Finish End Caps <b>WPMF</b> WP Housing/Machine Finish End Caps <b>BPMF</b> BP Housing/Machine Finish End Caps <b>CCMF</b> CC Housing/Machine Finish End Caps  *The housing finish and end cap finish will match. ** Custom Color (CC) to be provided in satin finish and color to be specified by a RAL number. The housing finish and end cap finish will match.	<b>EMC_*</b> Emergency Circuit(s) <b>EMB_*</b> Emergency Battery Pack(s) <b>SOC*</b> Occupancy Sensor <b>SDL*</b> Daylight Sensor <b>MTC*</b> Multiple Circuit(s) (Daylight, Occupancy, Zone Specific) <b>BCS*</b> Brilliant Communications Solutions (wired/wireless) <b>2C</b> 2 Circuit (Direct Light and Indirect Light (Controlled Independently) <b>JAB</b> JAB Compliant  *EMC: Specify quantity of emergency circuits. *EMB: Specify quantity of battery packs. Minimum 4' unit. *SOC & SDL: Specify spacing/location of sensor(s). *MTC: Circuit location(s) to be identified through factory supplied drawings *BCS: Includes wired and wireless integration from our partners at nLight™, enlighted, Legrand, Crestron, Osram, Lutron and many more.

Mounting	Arm Length	Coverplate
<b>WR</b>		
<b>WR</b> Wall Mounted Rotational Arm (1" Rotational Hub)	<b>L3</b> 3" <b>L6</b> 6" <b>L9</b> 9" <b>L12*</b> 12" <b>L18*</b> 18" <b>L24*</b> 24" <b>L_*</b> Custom Length  *All arm lengths 12" or greater require cable tie backs.	<b>NC</b> No Coverplate <b>4R</b> 4" Round Coverplate <b>4S</b> 4" Square Coverplate <b>2R</b> 2-1/2" Round Coverplate <b>2S</b> 2" Square Coverplate  Mounting hardware and arm match fixture finish.



## Specifications

**CONSTRUCTION** One-piece heavy gauge 6063 extruded aluminum housing. Precision-machined aluminum end caps.

**OPTICS** Microstructure EdgeTech Optics (MEO)™ utilizes high efficiency Microstructure Lenses and Light Guide Plates for high optical extraction and precise light management. Specify Batwing, Glare Control or Diffused (Lambertian).

**LIGHT OUTPUT** (3) Standard individually controlled (Indirect & Direct) lumen packages are available: Low (ULL/DLL), Medium (UML/DML) and High (UHL/DHL). Specified Lumen Output (SLO) packages available. Please see the (SLO) configurator at [ExtantLighting.com](http://ExtantLighting.com).

**LEDS** Latest generation of premium Nichia 3-step MacAdam Ellipse LED's available in (90+ CRI) 2700K, 3000K, 3500K, 4000K. LED modules are easily accessible and replaceable.

**VOLTAGE** Universal 120/277V (VU) and 347V (V3) available. Consult factory for driver options when 347V is specified.

**EMERGENCY BATTERY** Factory provided low profile 10W emergency battery for UL924 required 90-minute run time (optional).

**FINISH** Standard finishes include silver anodized, powder coated white or powder coated black. Custom anodized and powder coated finishes available (RAL number matched).

**MOUNTING** Wall mount rotational arm with 1" 361° locking rotational hubs.

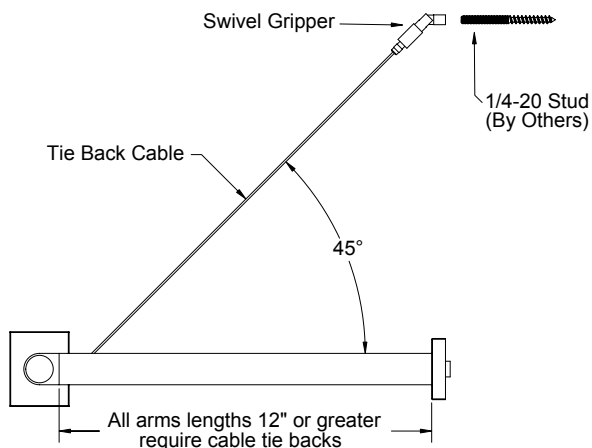
**APPROVALS** UL and cUL Listed. Approved for Dry/Damp locations. Made in the USA. JA8 Approved.

**LUMEN MAINTENANCE** (L70) 70% of initial light output = Reported > 60,000 hours | Calculated > 200,000 hours (L90) 90% of initial light output = Reported > 60,000 hours | Calculated > 200,000 hours.

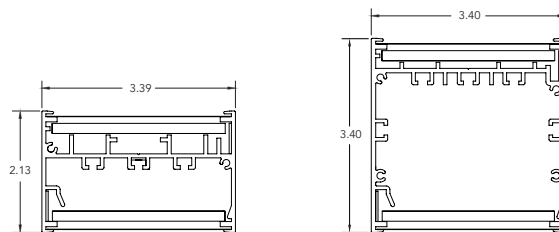
**WARRANTY** HTG3 offered with a 5-year limited warranty. 5-year limited warranty covers LED, driver and fixture. For further details, refer to General Warranty and Obligations at [ExtantLighting.com](http://ExtantLighting.com).

## Wall Mount/Tie Back

All arm lengths 12" or greater require cable tie backs.

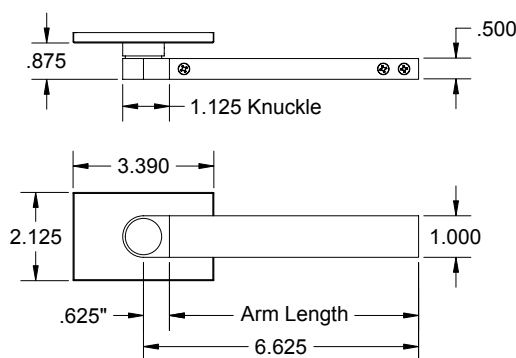


## Dimensions

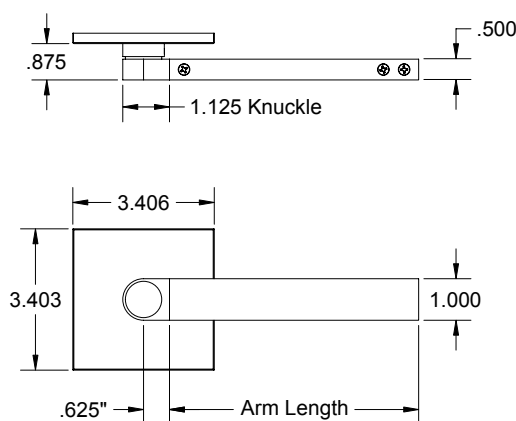


HTGDU-3W  
REMOTE

HTGDU-3W  
INTEGRAL



ROTATIONAL ARM  
REMOTE



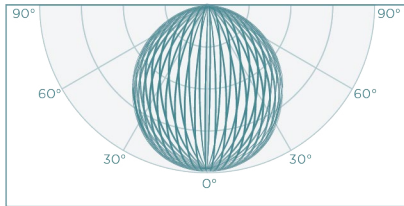
ROTATIONAL ARM  
INTEGRAL



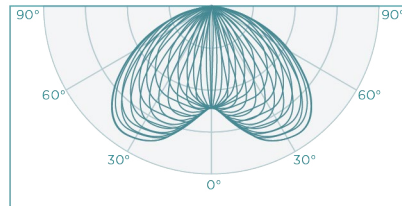
## Microstructure EdgeTech Optics (MEO)™

Our innovative MEO™ design utilizes high efficiency Microstructure Lenses and Light Guide Plates for high optical extraction and precise light management. MEO™ delivers exceptional light quality with seamless illumination and uniformity with no pixelation or hot spots up to 300'.

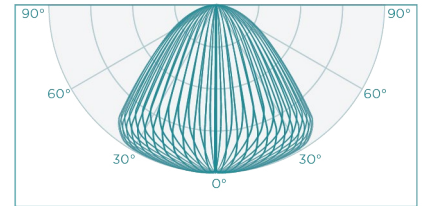
### DIRECT



**MEO DF**  
LAMBERTIAN

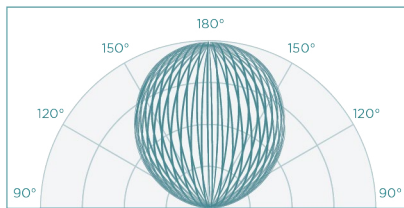


**MEO BW**  
BATWING

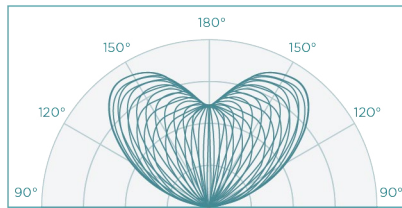


**MEO GC**  
GLARE CONTROL

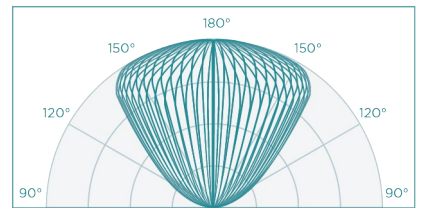
### INDIRECT



**MEO DF**  
LAMBERTIAN



**MEO BW**  
BATWING



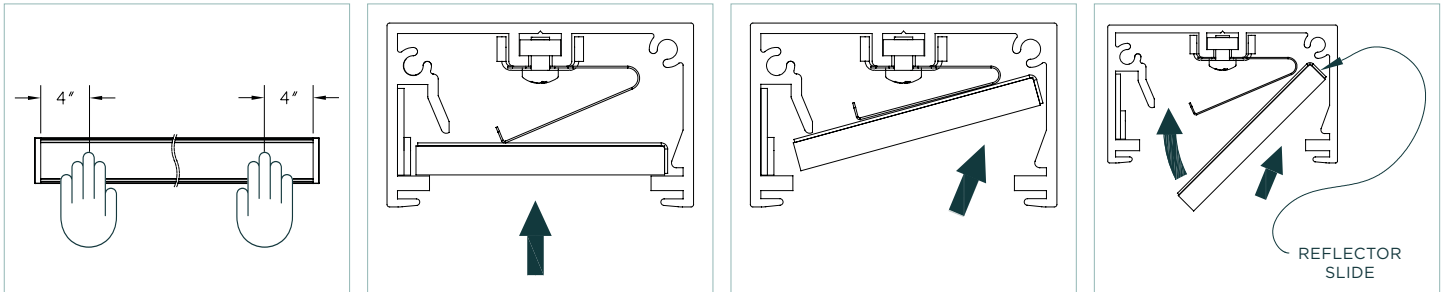
**MEO GC**  
GLARE CONTROL

## Installation

Thoughtful engineering is at the core of all of our fixture designs. All of our products are thoughtfully engineered and include innovative features that create a sophisticated fixture that is also contractor friendly and easy to install and service.

## PUSH TO EJECT SYSTEM

Innovative "Push to Eject" System allows for toolless removal and installation of the Lightguide plate. This thoughtful engineering creates easy access into the housing for simple installation and serviceability.



## QUICK-CLICK 5-WIRE SYSTEM

Our Quick-Click 5-Wire System connects the continuous run through wiring with a simple push and click connection. The Quick-Click System is contractor friendly and decreases installation time and cost and ensures proper wiring.

